


AVIVA STUDIOS WAREHOUSE TECHNICAL SPECIFICATION

VERSION 1.2 2023



CONTENTS

WAREHOUSE TECHNICAL SPECIFICATION - GENERAL	2
ADDRESS	2
CONTACT	2
VENUE DIMENSIONS.....	2
FULL WAREHOUSE	2
NORTH WAREHOUSE	2
SOUTH WAREHOUSE.....	2
POWER.....	3
RIGGING.....	3
VEHICLE ACCESS	3
PRODUCTION VEHICLE ACCESS.....	4
CROWD CONTROL BARRIER	4
CABLE RUNS	4
DRAPES & MASKING	4
SPECIAL EFFECTS	5
RADIO FREQUENCIES	5
LOCAL CREW.....	5
DRESSING ROOMS	5
VENUE PLAN – FULL WAREHOUSE	6
VENUE PLAN – NORTH & SOUTH WAREHOUSE	7
POWER LOCATIONS	8
RIGGING LOCATIONS	9
DIP TRAPS	10

WAREHOUSE TECHNICAL SPECIFICATION - GENERAL

ADDRESS

POSTAL ADDRESS

Aviva Studios,
Water Street,
Manchester,
M3 4JQ.

WHAT THREE WORDS LOCATION

[paper.kinds.covers](#)

CONTACT

Paul Moore	Director of Production & Building Operations
John Gilleese	Technical Manager
Sorcha Steele	Head of Sound
David Wimpenny	Head of Lighting & Video
Alex Adamson	Head of Stage
Tom French	Head of Rigging
Lily Maketansky	Technical Coordinator
Fraser Millward	Technical Coordinator

VENUE DIMENSIONS

- The Warehouse can be used as a single large space or can be divided into two smaller spaces, North and South using installed movable walls

FULL WAREHOUSE

	Metres	Feet
Width	32.6	107'
Depth	65.2	214'
Height to Grid	21	69'
Floor Area	2,213m ²	23,820ft ²

NORTH WAREHOUSE

	Metres	Feet
Width	32.6	107'
Depth	22.8	75'
Height to Grid	21	69'
Floor Area	763m ²	8,212ft ²

SOUTH WAREHOUSE

	Metres	Feet
Width	32.6	107'
Depth	35.2	115'
Height to Grid	21	69'

Floor Area	1,144m ²	12,313ft ²
-------------------	---------------------	-----------------------

POWER

- Please see drawing for detailed ground level power locations

RIGGING

- Please see drawing for detailed information
- Walkable technical grid
- 750kg and 1000kg LiftKet motors available in house. Requirements and rates can be discussed during the advance
- 22 x rolling beams installed in grid running East - West, marked on drawing as Bay A – V. Beams accommodate rolling grid clamps which can be positioned along the span of the beam, facilitating various hoist rigging positions.
- Custom grid stands available to position hoists in locations unreachable by rolling beams
- Riggers, when required, will be booked by the venue and recharged as appropriate
- Rigging plans to be submitted during advance for review and approval

VEHICLE ACCESS

- No parking or waiting on site for any vehicles
- Vehicle access to site controlled by bollards.
- Vehicle details to be sent in advance to your event manager to ensure access to Factory International site:
 - Vendor Name
 - Vehicle Description (Size & scale eg. 45' artic, panel van, luton, etc)
 - Number Plate
 - Arrival date & time
- Process for tour bus + trailer access for drop offs will be discussed during the advance if required

PRODUCTION VEHICLE ACCESS

- Venue located on first floor of building
- 2 x truck lifts available that can lift vehicles to venue level
- Truck lifts are not linked, can move independently
- Rear of trailers can be levelled to loading bay floor to allow flat push off trailer

Truck Lift Details	
Max vehicle length	17.9m
Max vehicle width	3.8m
Max vehicle height	4.2m
Max weight load per lift	40 tonnes
Travel time ground floor to first floor	89 seconds

CROWD CONTROL BARRIER

- Prolyte barrier available
- Requirements and rates can be discussed during advance

CABLE RUNS

- Dip traps located in venue floor
- Please see drawing for location

DRAPES & MASKING

- Various soft and hard masking available
- Requirements and rates can be discussed during advance

SPECIAL EFFECTS

- Please discuss all potential use of special effects during the advance
- Haze can be used in the venue. Please check with house crew that venue detectors are isolated before activating hazers
- Cracked oil hazers not allowed to be used in venue
- Use of confetti will incur a clean-up fee
- Lasers, CO₂, dry ice, etc, can only be used by prior arrangement. Full risk assessments and method statements will be required a **minimum of 4 weeks** from your performance date. Where appropriate we will consult Manchester City Council in advance for clearance

RADIO FREQUENCIES

- Licences will be in place for all venue radio mics and comms devices. Details of licenced house frequencies can be provided in advance
- It is the promoter's responsibility to ensure incoming radio equipment has valid licences

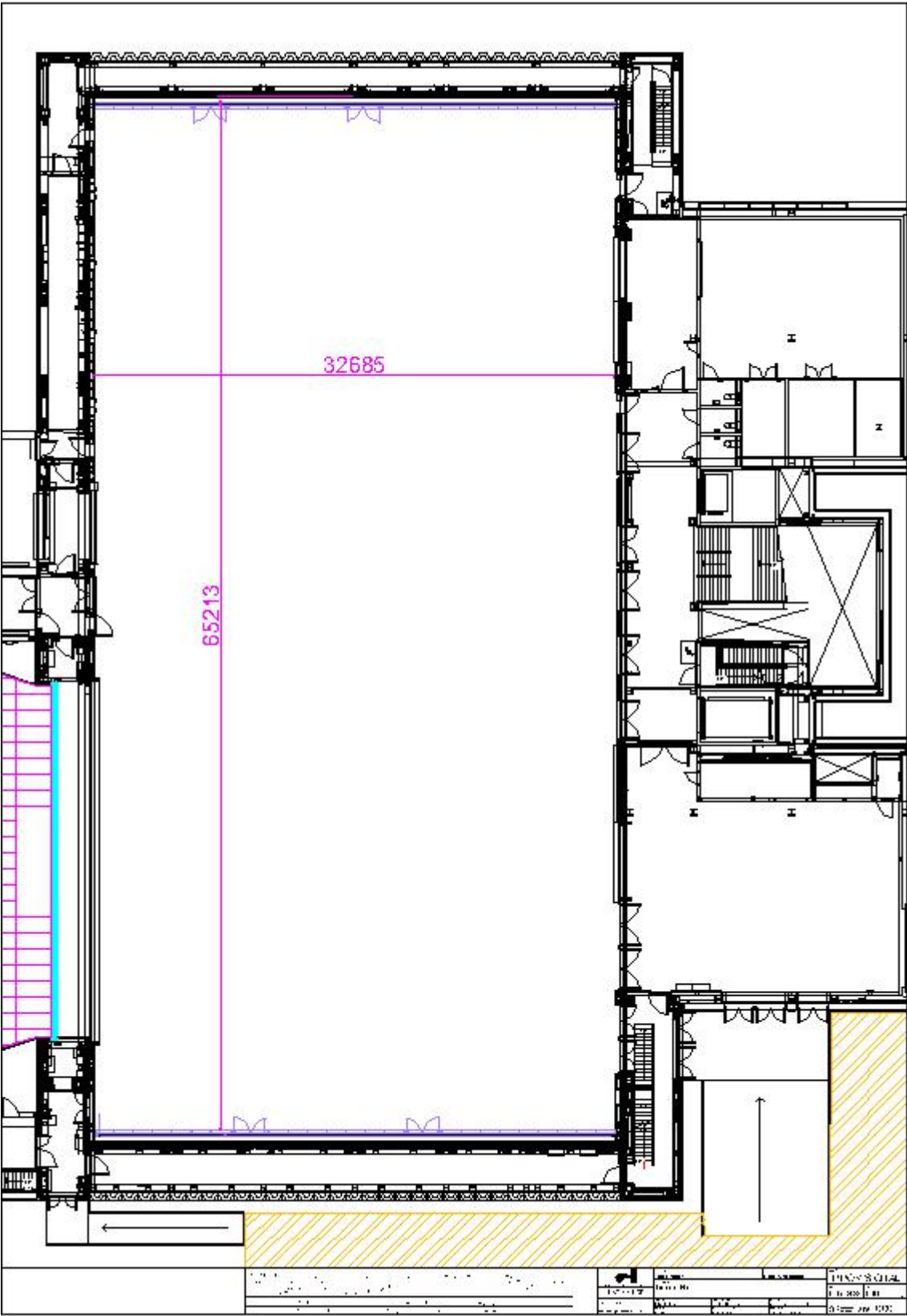
LOCAL CREW

- Local crew will be booked with a preferred supplier by the venue in line with your requirements

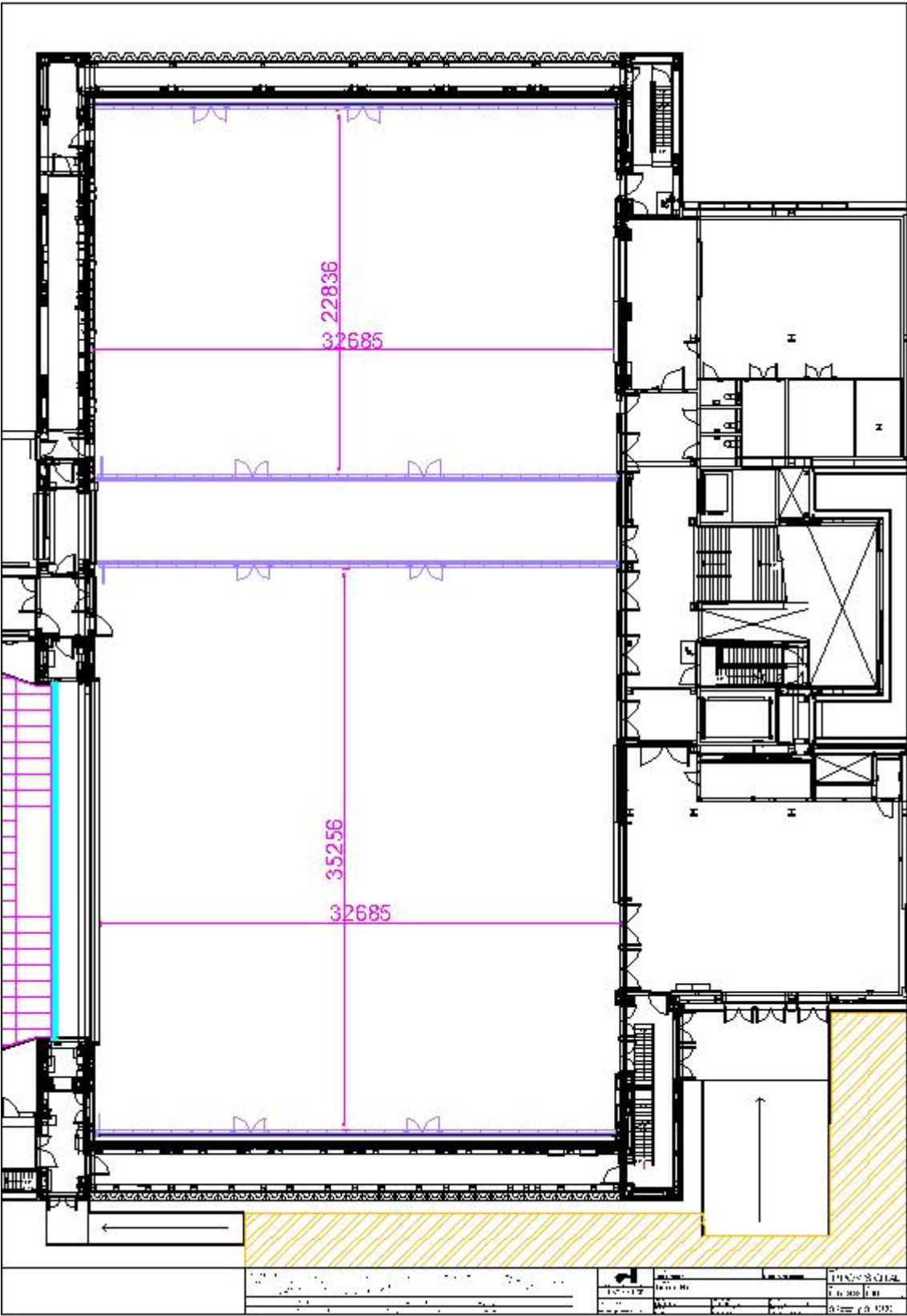
DRESSING ROOMS

- Final dressing room numbers and facilities to be finalised.
- Dressing rooms are shared across all venues in the building. Dressing rooms can be discussed and booked as part of the advance.

VENUE PLAN – FULL WAREHOUSE



VENUE PLAN – NORTH & SOUTH WAREHOUSE



ES-SE-201
Engineering Power
32A SPN RCD

ES-SL-054
Stagelighting 400A TPN panel
Powerlock - 1 x 200A
Ceeform - 1 x 125A TPN, 2 x 63A TPN,
1 x 32A TPN, 1 x 16A SPN

ES-AV-054
Audiovisual 350A TPN panel
Powerlock - 1 x 200A
Ceeform - 1 x 125A TPN, 2 x 63A TPN, 1 x 63A SPN,
1 x 32A SPN, 1 x 16A SPN

ES-AV-053
Audiovisual panel
Ceeform - 1 x 32A SPN RCD

ES-SL-053
Stagelighting 400A TPN panel
Powerlock - 2 x 200A

ES-SL-052
Stagelighting 400A TPN panel
Powerlock - 1 x 200A
Ceeform - 1 x 125A TPN, 2 x 63A TPN,
1 x 32A TPN, 1 x 16A SPN

ES-AV-052
Audiovisual 350A TPN panel
Powerlock - 1 x 200A
Ceeform - 1 x 125A TPN, 2 x 63A TPN, 1 x 63A SPN,
1 x 32A SPN, 1 x 16A SPN

ES-SL-051
Stagelighting 400A TPN panel
Powerlock - 2 x 200A only

ES-SL-056
Stagelighting 400A TPN panel
Powerlock - 2 x 200A only

ES-AV-055
Audiovisual panel
Ceeform - 1 x 32A SPN RCD

ES-SL-057
Stagelighting 400A TPN panel
Powerlock - 2 x 200A only

ES-AV-056
Audiovisual 350A TPN panel
Powerlock - 1 x 200A
Ceeform - 1 x 125A TPN, 2 x 63A TPN, 1 x 63A SPN,
1 x 32A SPN, 1 x 16A SPN

ES-AV-057
Audiovisual panel
Ceeform - 1 x 32A SPN RCD

ES-SL-058
Stagelighting 400A TPN panel
Powerlock - 1 x 200A
Ceeform - 1 x 125A TPN, 2 x 63A TPN,
1 x 32A TPN, 1 x 16A SPN

22M

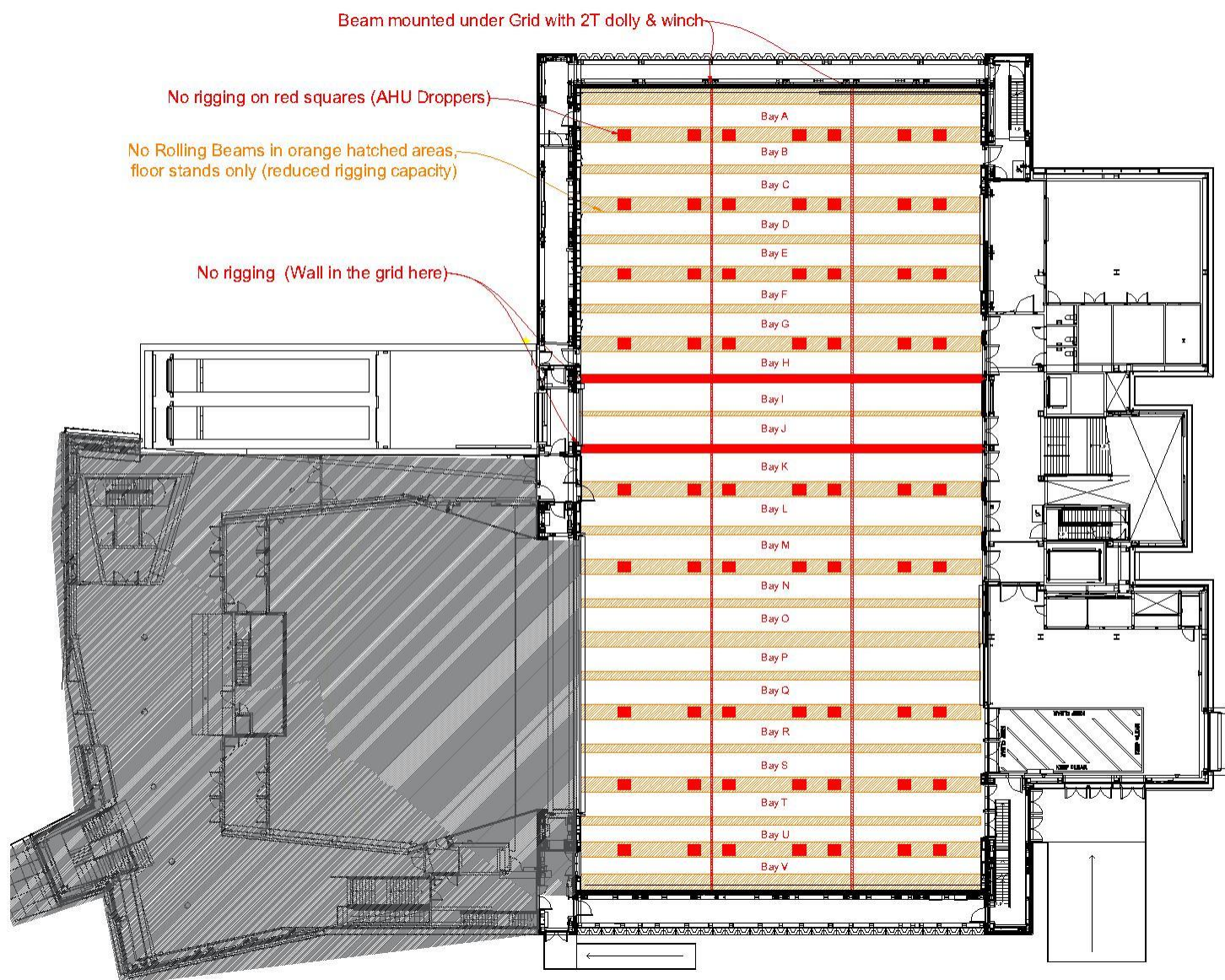
PLEASE NOTE: All facilities are subject to change without notice. This document is for reference only and does not constitute a contract. The user must ensure that all equipment is correctly installed and maintained. The user must ensure that all equipment is correctly installed and maintained.

Legend:
• Equipment location
• Power lock location
• Ceeform location
• Audiovisual panel location
• Stagelighting panel location

Contact Information:
Tel: +353 91 941 1111
Email: info@stagecraft.ie
Website: www.stagecraft.ie

v1.0_2022

RIGGING LOCATIONS



DIP TRAPS

